


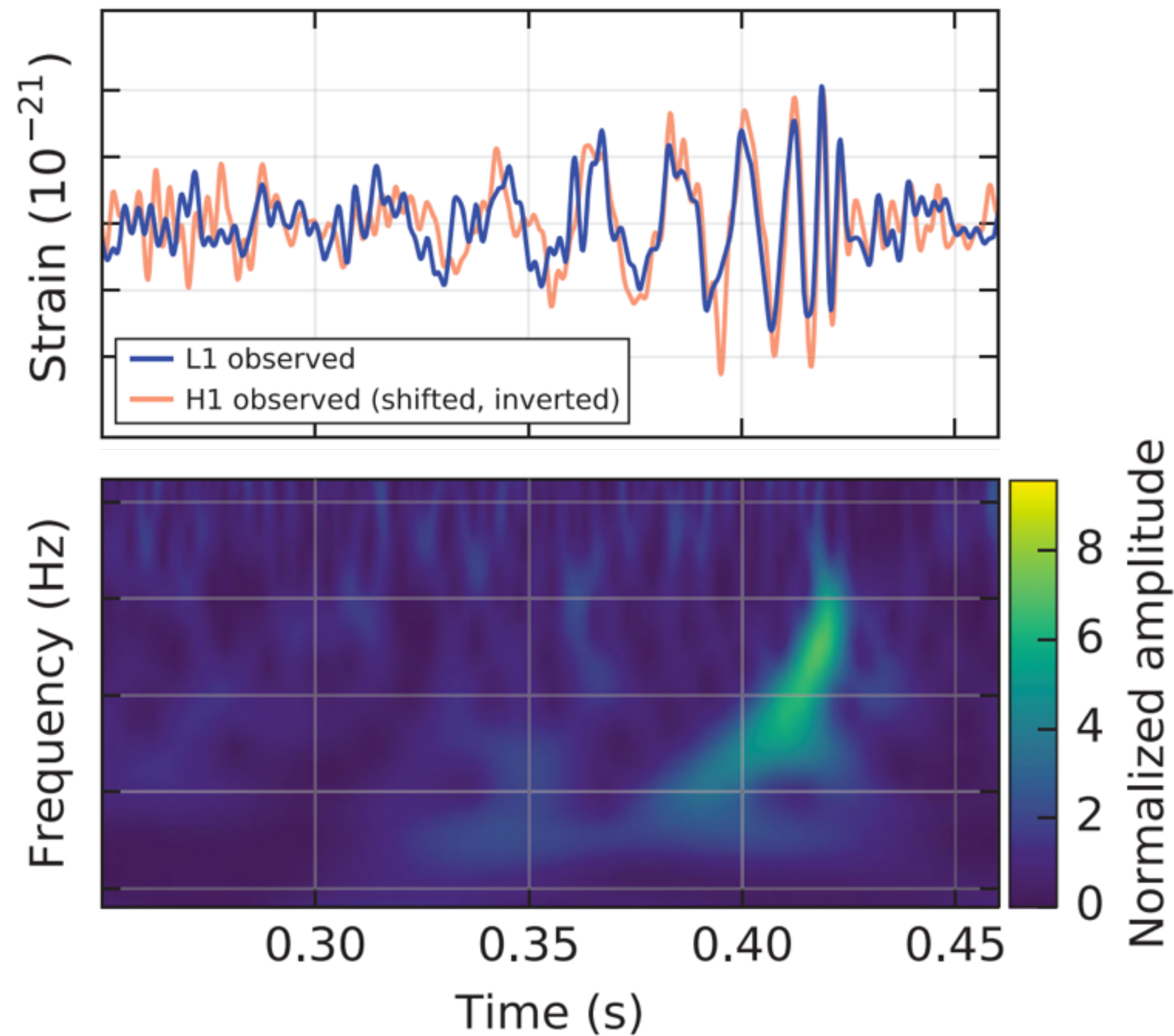
Laser Interferometer Space Antenna

(it's really happening)

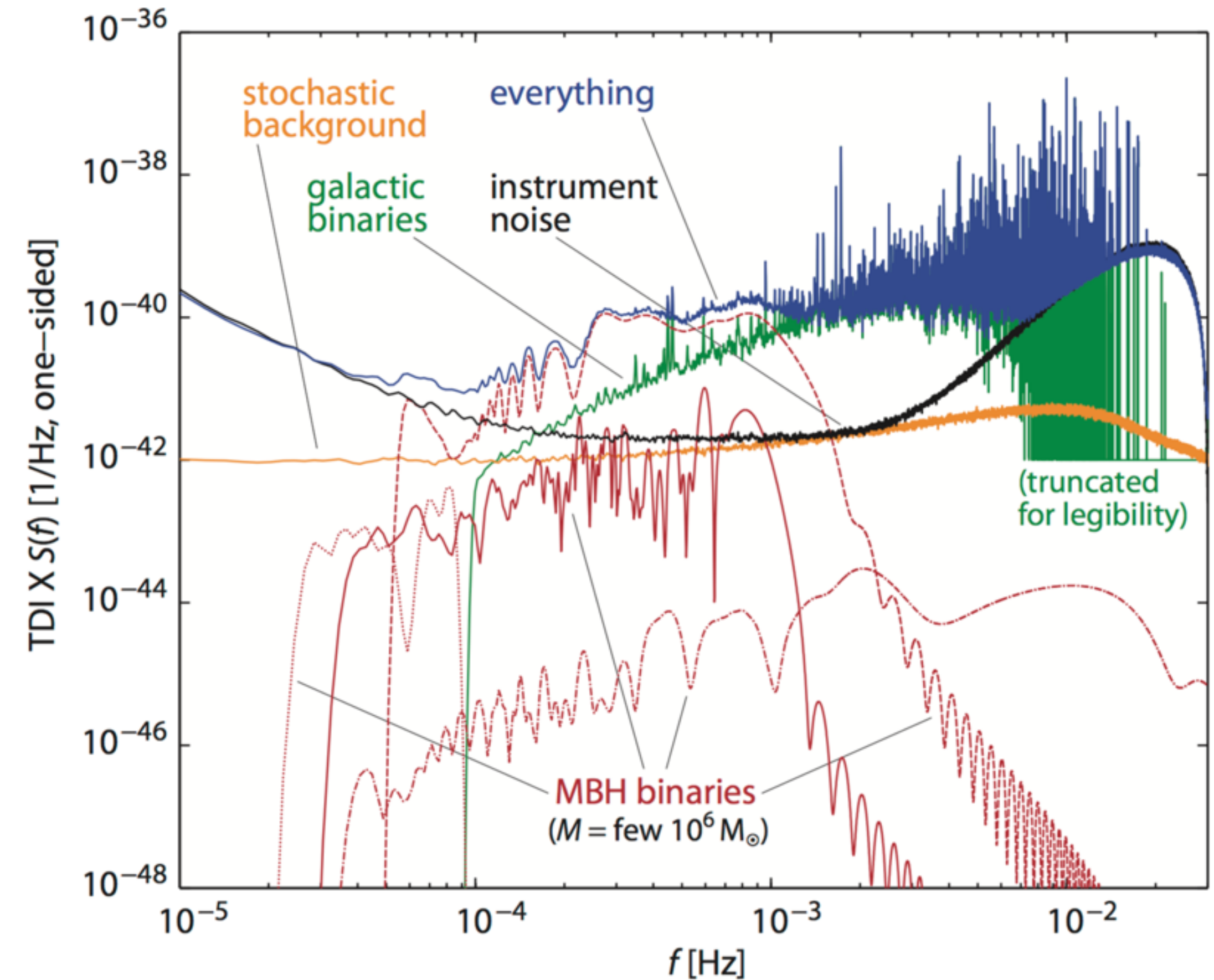


The LISA science analysis: a solved problem?

GW150914: LIGO could do it



MLDC4: we could do it (sort of)



A photograph of a server room with multiple rows of server racks. The racks are filled with server units, and the room is dimly lit with a strong blue glow from the server lights. The perspective is from a low angle, looking down the length of the server aisle.

It's not like LIGO's joking re computing!

The new supercomputer "Minerva" at the Max Planck Institute for Gravitational Physics in Potsdam. Credit: A. Okulla/MPI

But: a bigger problem...




(for waveform generation)

- Not one, but many thousands superimposed signals
- A thousand times longer
- A thousand times more accurate

...and a deeper problem (for data analysis)

- Very large source parameter spaces
- Complex parameter/waveform posteriors
- Iterative, highly correlated search for multiple source species
- LISA catalog must enable diverse types of inference

LISA sources



Some Source Modeling Issues

- Modeling many LISA sources requires PDEs
 - Hydrodynamics
 - MHD
 - Gravity (Newton; Einstein)
 - ...
- Dominant algorithm is still finite differencing, after 50 years!
- Dominant parallelization is via MPI

Is It Time for a Change?


- LISA SN for BBH $\sim 10,000$
- So need $\delta\phi \lesssim 10^{-4}$ after many orbits
- Can current codes achieve this on future computers?
- Tentative answer: **Methods do not scale to extreme-scale machines**

Is It Time for a Change?

- LISA SN for BBH $\sim 10,000$
- So need $\delta\phi \lesssim 10^{-4}$ after many orbits
- Can current codes achieve this on future computers?
- Tentative answer: **Methods do not scale to extreme-scale machines**
- What about hydro/MHD?

What Are Some Options?

- Finite differencing → Discontinuous Galerkin or similar
- MPI → task-based parallelism
- ...



Contents

Purpose and Scope	5
1 Waveform modelling	5
1.1 Provide EMRI waveforms	5
1.2 Provide MBHB waveforms	7
1.3 Provide GB waveforms	8
1.4 Provide IMRI waveforms	10
1.5 Provide SOBHB waveforms	11
1.6 Provide waveforms for cosmic strings and other modelled transient events	12
1.7 Waveform interface and tools	13
2 Data analysis tools	15
2.1 Data analysis framework	15
2.2 Data analysis library	16
2.3 Define data exchange formats (including waveform)	17
2.4 Alert distribution tools	18
2.5 Tools to deal with delensing	19
2.6 Tools for modelling instrument performance	20
2.7 Tools for assessing instrument/mission design choices (performance, impact on science, etc)	21
2.8 Tools for generating and managing data quality indicators	21
2.9 Tools to assess impact of gaps, stationarity, data rates, spectral lines, glitches, etc on science output	22
3 Instrument response modelling	24
3.1 Evolving instrument response model	24
3.2 Orbits and dynamics	25
3.3 TDI for Data Analysis (identify common aspects/inputs with TDI production) .	25
4 Low-latency pipelines	27
4.1 Create low latency pipeline to run on 'realistic' data	27
4.2 Alert generation	28
4.3 Generation of data quality metrics and flags	29
4.4 Source-based observatory diagnostics	30
4.5 Assessment and triggering of protected periods	31
5 Individual and global source identification codes	32
5.1 Design of global fit strategies, including definition of output products	32
5.2 Detection and parameter estimation of GBs	33
5.3 Detection and parameter estimation of MBHBs	34
5.4 Detection and parameter estimation of EMRIs	35
5.5 Detection and parameterisation of unmodelled sources	36
5.6 Detection and parameter estimation of IMRIs	37
5.7 Detection and characterisation of stochastic backgrounds	38
5.8 Production of cleaned (of sources) TDI variables	39
5.9 Detection of modelled transient sources	40
5.10 Identify data quality indicators and vetoes, and observatory diagnostics	41
5.11 Develop instrumental 'noise' cleaning procedures	42

6 Source catalogues	
6.1 Definition and design of catalogue(s) and interface with global fit solutions	
6.2 Tools for interfacing, visualisation, storage, searching, etc.	
6.3 Protocols for catalogue evolution, QA, and change tracking	
6.4 Management of catalogue release, dissemination, etc.	
6.5 Cataloguing of unmodelled sources	
7 Multi-messenger, multi-band	
7.1 Exploration of multi-messenger science with LISA	
7.2 Joint analysis methods/tools for EM and GW	
7.3 Identification of VBs from EM catalogues	
7.4 Multi-band GW analysis	
7.5 Establish partnerships and MOUs etc	
7.6 Define data/communication protocols	
7.7 Technical outreach and communication	
8 Interpretation, key-science projects	
8.1 Analysis of joint GW+EM observations of GBs (including VBs)	
8.2 Population studies of GW-only GBs	
8.3 Studies of seed BHs and formation mechanisms of massive BHs	
8.4 Studies of MBHBs and connection to galaxy clustering	
8.5 Analysis of joint EM+GW MBHB events	
8.6 Analysis of EMRI population	
8.7 Tests of GR and the nature of compact objects	
8.8 Analysis of IMBHBs and IMRIs	
8.9 Studies of SOBHB populations	
8.10 Estimation of cosmological parameters	
8.11 Characterisation of backgrounds	
8.12 Analysis of detected unmodelled events	

“We should not make the mistake of looking at computing in astronomy as simply an applied form of computer science. That would imply the existence of a toolbox containing suitable techniques that can easily be adapted to work in astronomy. Experience shows, however, that these tools either do not match our needs or have yet to be created; computer science [faces] unique challenges in the context of actual astronomical research questions, technical requirements, and real-world big data and data science.”

[Pankratius and Mattmann 2014]

New tools, new directions

- Task-intensive parallelism
- Data intensive architectures
- Big-data Monte Carlo, approximate inference
- Deep learning

New tools, new directions

- HW accelerators: GPUs, special purpose processors
- Visualization: interactivity, virtual reality
- Open science: reproducibility, workflows

Overall

- Meta: what are the right questions to ask about the computational design of the analysis?
- Beyond: what are currently intractable problems that we can imagine solving in the 2030s?
- Our report: indicate directions, formulate projects